

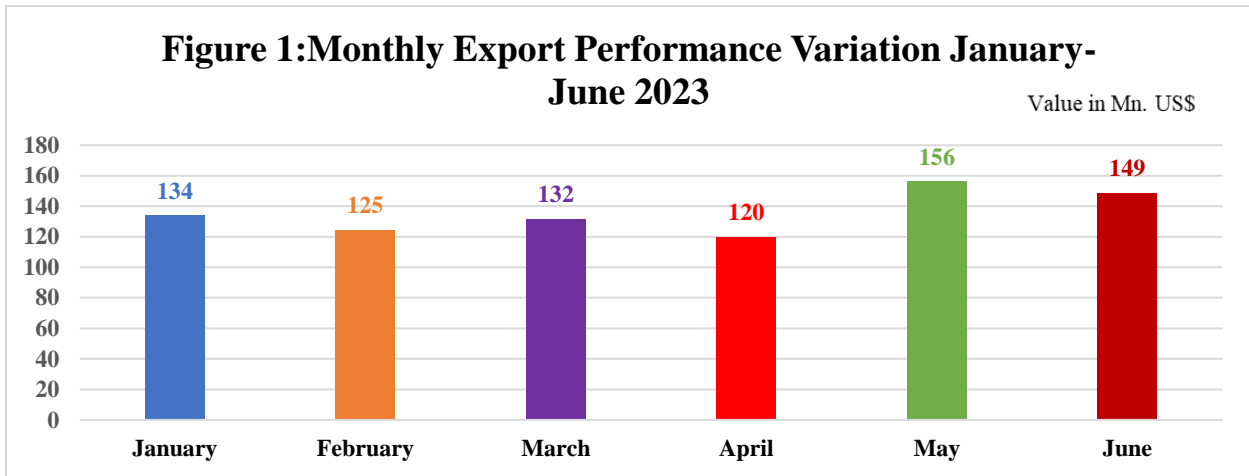


Monthly sectoral export trend June 2023

The report contains export trends from January-June 2023 of:

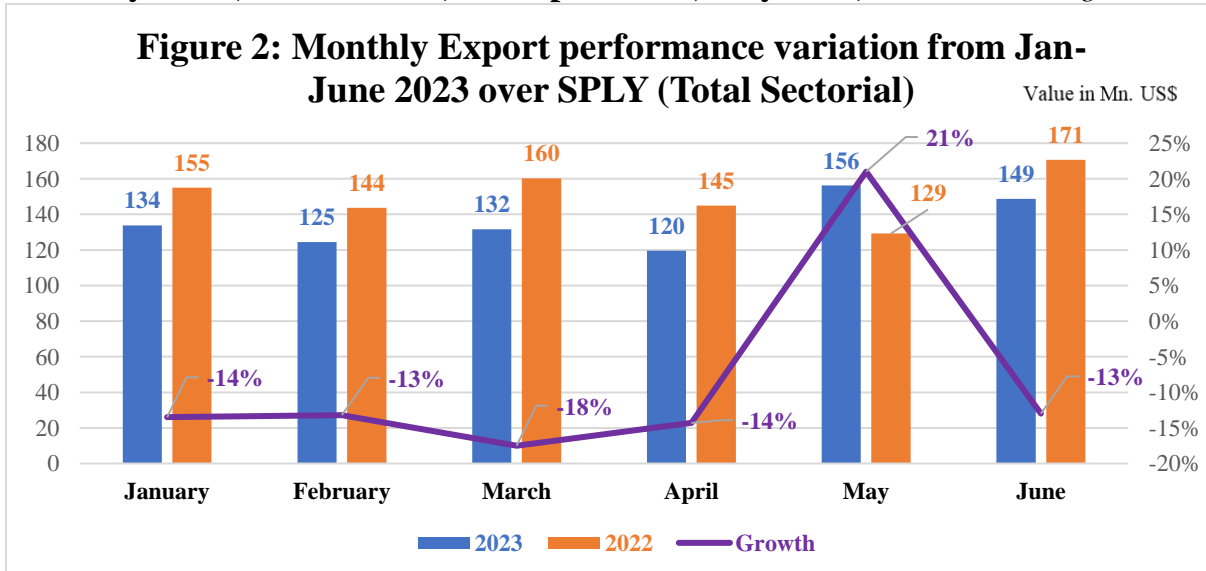
- A. Sectorial (Leather, Leather Products 42-43, Leather and Non-Leather Footwear 64)
- B. Leather subsector (41)
- C. Leather Products (42-43)
- D. Leather Footwear (6403)
- E. Non-leather footwear (64 except 6403)

The total sectoral (leather, leather products, leather, and non-leather footwear) export performance in **June 2023 dipped with 4.5% export down compared to May 2023**. *Figure 1.*



Comparison of 2023 over 2022

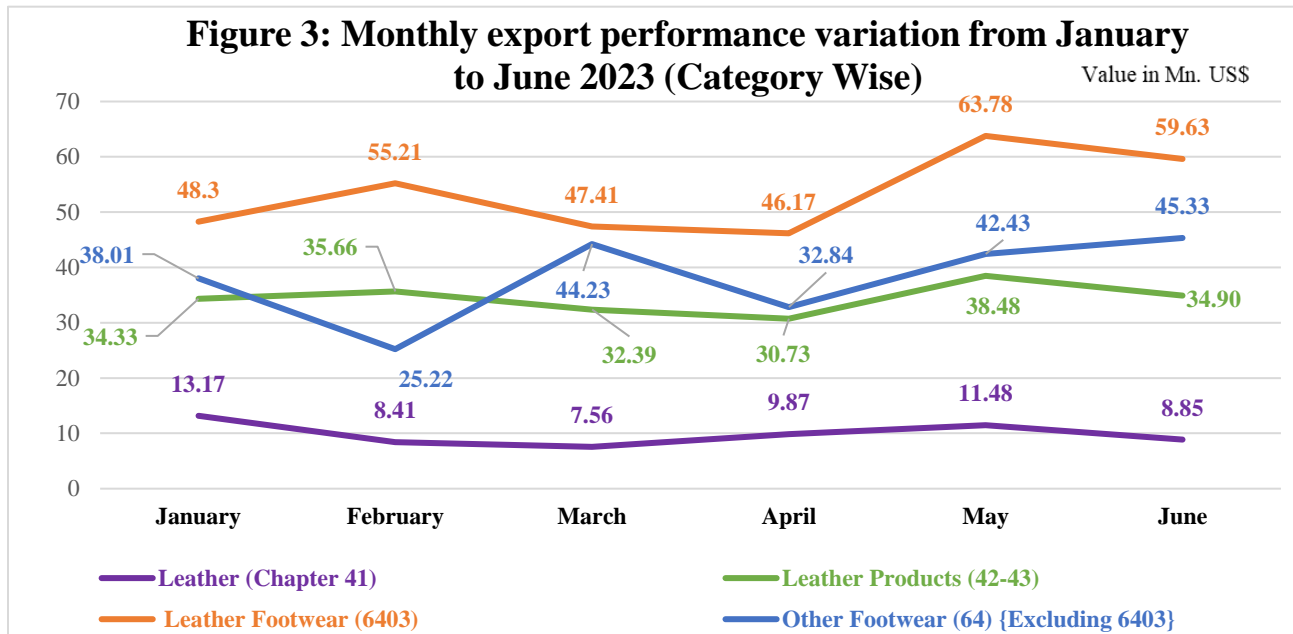
In comparison to 2022, the total sectorial export performance of the first 6 months of 2023 found a negative trend except for May 2023. The growth percentage is as follows: **January -14%**, **February -13%**, **March -18%**, and **April -14%**, **May 21%**, **June -13%**. *Figure 2.*





The category-wise export trend in the first six months of 2023

The category-wise export trend in the first 6 months of 2023, **leather** fell over **33%** in June 2023 from January 2023. While other categories have shown positive growth such as **leather products 2%**, **leather footwear 23%**, and **non-leather footwear 19%**. *Figure 3*



The category-wise export comparison of 2023 over SPLY

The category-wise export comparison of 2023 over SPLY is worrisome till June. The leather export trend is negative except in May; leather products is comparatively in a better position: although export increased in February and reached equilibrium in the other 5 months; importantly, leather footwear export decreased every month. -32%, -9%, -26%, -25%, -3% and -28% in January, February, March, April, May, and June respectively. Figures 4 & 5.

