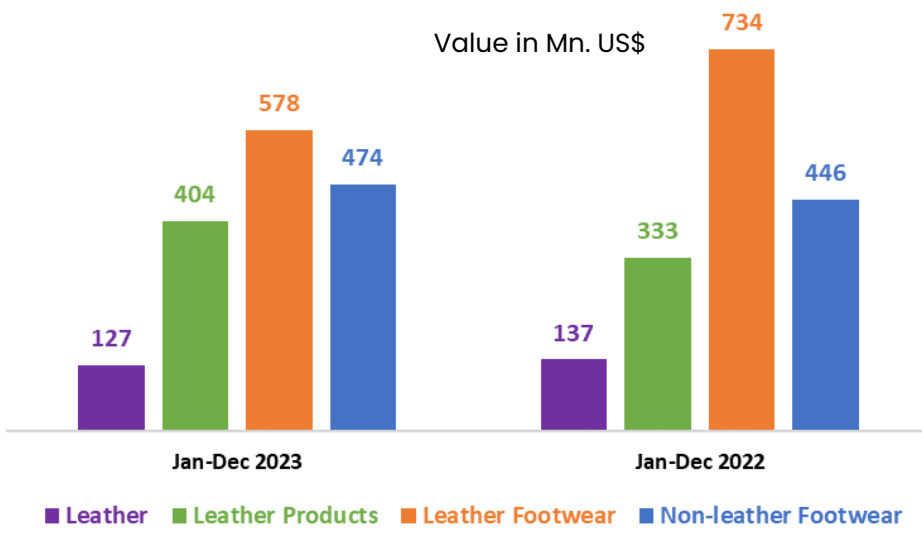


Sectoral Export Performance Report December 2023



The report contains export performance of January-December 2023 of: Sectoral (Leather & Leather Products 41-43 & 6403), Leather (41), Leather Products (42-43), Leather Footwear (6403), Non-leather footwear (64 except 6403)

Export performance of Jan-Dec (12 months) comparison of 2023 over SPLY



8% export down
21% export growth
21% export down
6% export growth

Total Sectoral export 4% down

Export performance of leather, leather products, and footwear for FY'24 Jul-Dec (6 months)

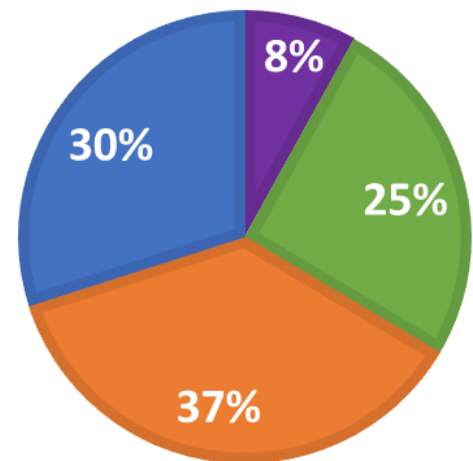
01 Total sectoral export 769 USDM, over 13% export down over the SPLY. Export for Dec'23 was over 147 USDM.

02 Leather, leather products, and leather footwear export is 523 USDM; 18% down over the SPLY. Export for Dec'23 was 96 USDM.

03 It is alarming that export performance for July-Dec'23 over the strategic export target is underperforming in all sub-categories except leather.

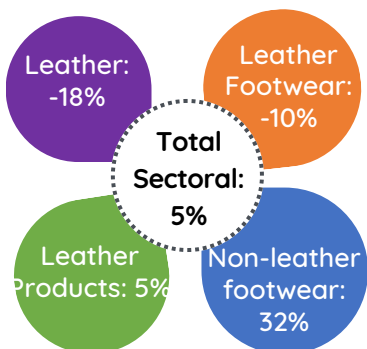
Sectoral export share based on 12 months of 2023

Leather footwear is the highest in export share, followed by non-leather footwear and leather products respectively.



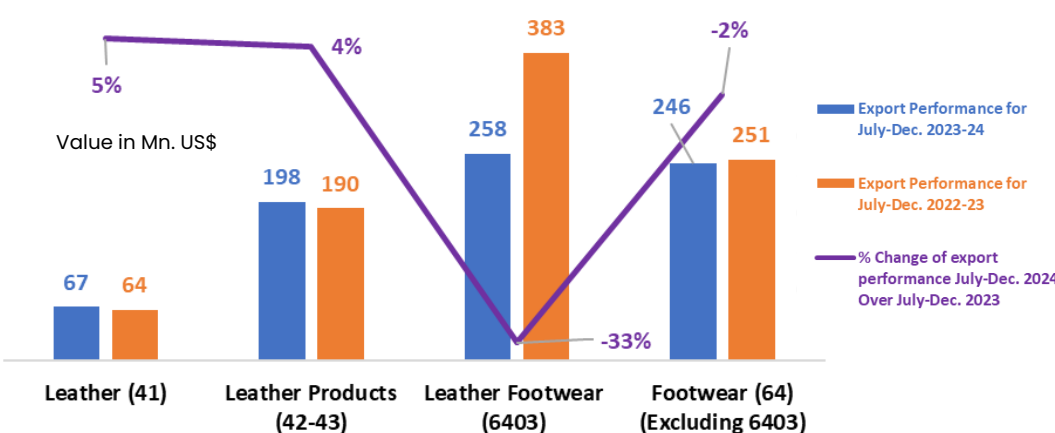
The export trend of Dec'23 over Nov'23

Growth in leather products and non-leather footwear, non-leather footwear having the highest growth over Nov'23



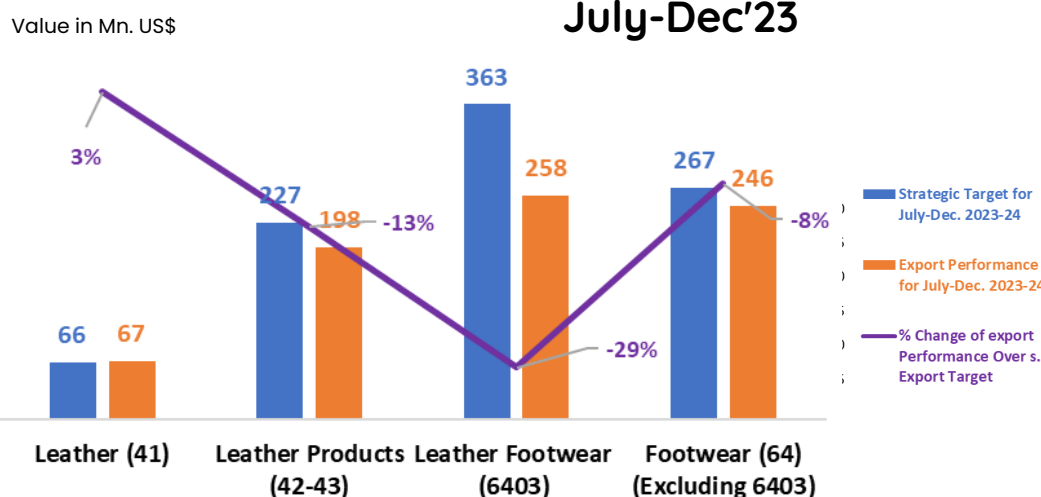
Sub-category	Nov'23	Dec'23
Leather (Chapter 41)	14	11
Leather Products (42-43)	39	41
Leather Footwear (6403)	49	44
Non-leather (64) {Excluding 6403}	39	52
Total sectoral export	141	148

Comparison between export performance of July-Dec'23 over July-Dec'22



Export performance over SPLY has shown negative growth except leather and leather products, **leather footwear** having the lowest growth

Comparison between strategic target and export performance of July-Dec'23



Export performance over strategic target has shown negative growth except leather, **leather footwear** being the most underperforming