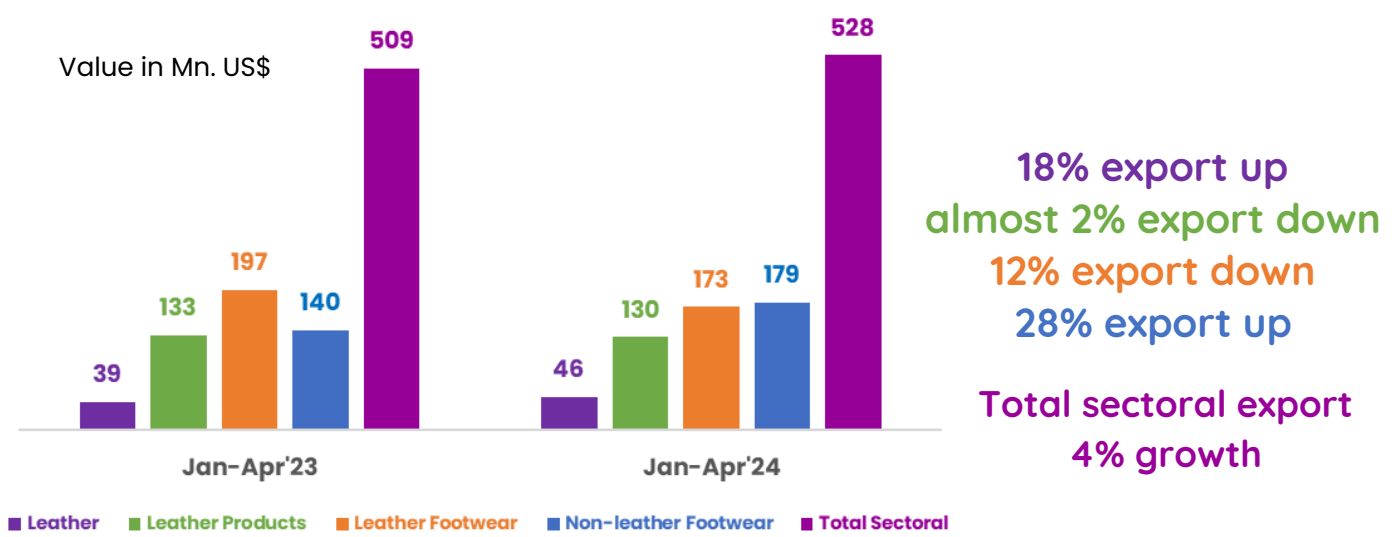


Sectoral Export Performance Report April 2024



The report contains export performance of April 2024 of: Sectoral (Leather & Leather Products 41-43 & 6403), Leather (41), Leather Products (42-43), Leather Footwear (6403), and Non-leather footwear (64 except 6403)

Export performance of Jan-Apr (4 months) comparison of 2024 over SPLY



Export performance of leather, leather products, and footwear for FY'24 Jul-Apr (10 months)

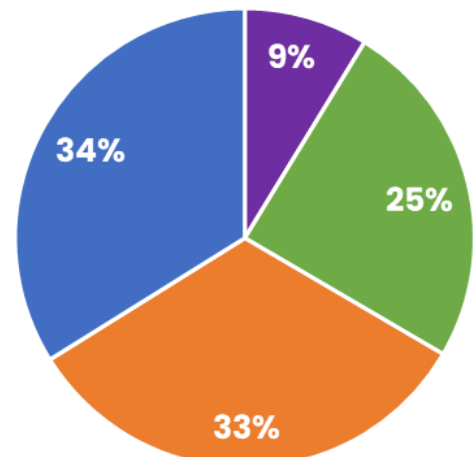
01 Total sectoral export 1298 USDM, 7% export down over the SPLY. Export for Apr'24 was almost 118 USDM.

02 Leather, leather products, and leather footwear export is 873 USDM; 13% down over the SPLY. Export for Apr'24 was 78 USDM.

03 It is alarming that export performance for July-Apr'24 over the strategic export target is underperforming in all sub-categories except leather.

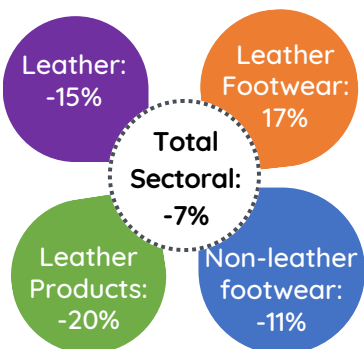
Sectoral export share based on 4 months of 2024

Non-leather footwear is the highest in export share, followed by leather footwear and leather products respectively.



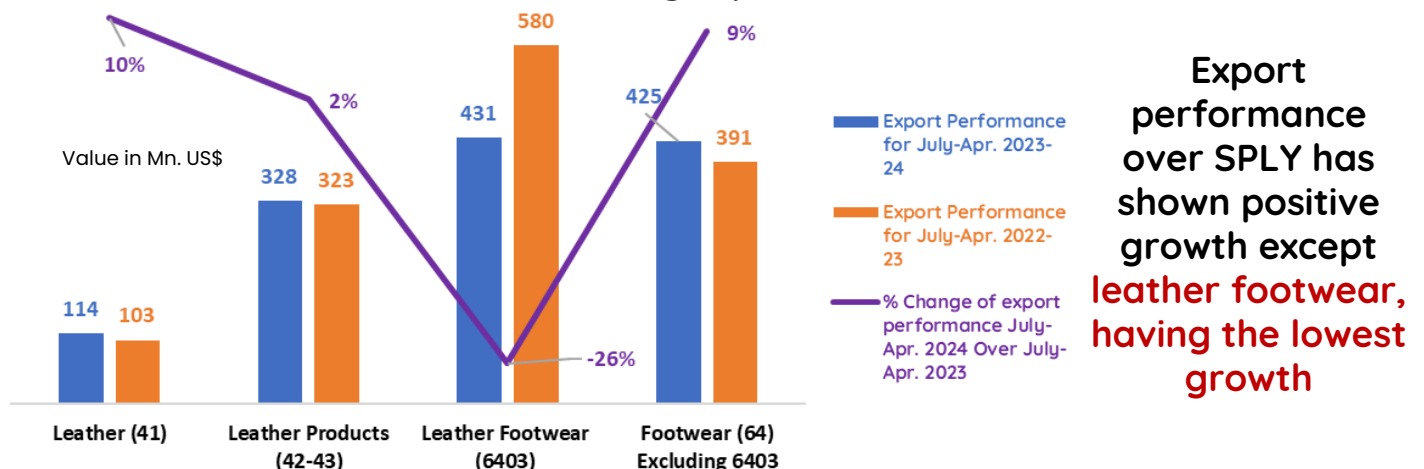
The export trend of Apr'24 over Mar'24

Decrease in footwear categories, resulting in negative growth in total export



Sub-category	Mar'24	Apr'24
Leather (Chapter 41)	13	11
Leather Products (42-43)	35	28
Leather Footwear (6403)	33	39
Non-leather (64) {Excluding 6403}	44	39
Total sectoral export	126	118

Comparison between export performance of July-Apr'24 over July-Apr'23



Comparison between strategic target and export performance of July-Apr'24

