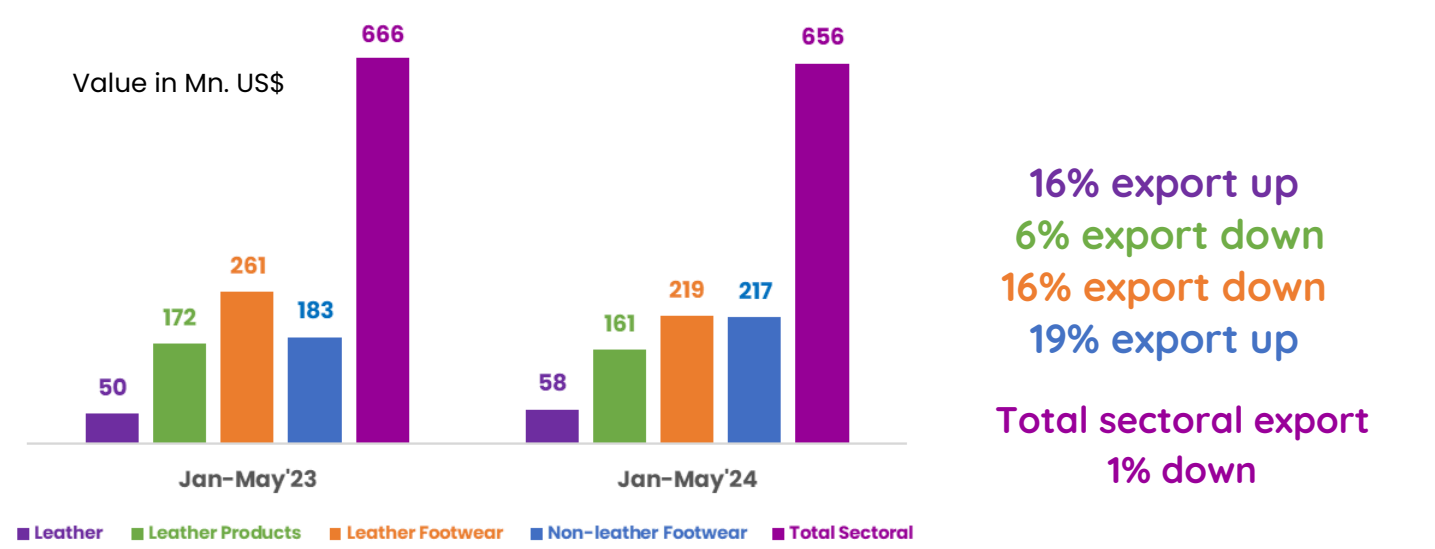


Sectoral Export Performance Report May 2024



The report contains export performance of May 2024 of: Sectoral (Leather & Leather Products 41-43 & 6403), Leather (41), Leather Products (42-43), Leather Footwear (6403), and Non-leather footwear (64 except 6403)

Export performance of Jan-May (5 months) comparison of 2024 over SPLY

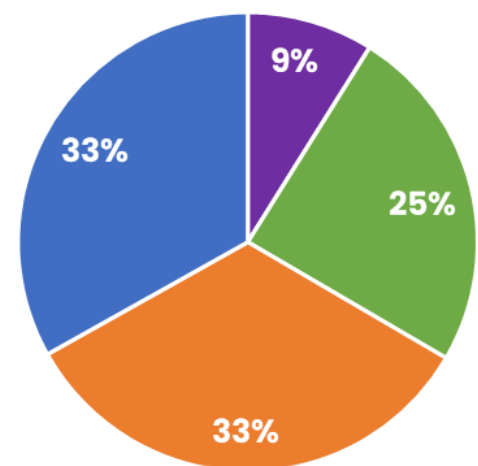


Export performance of leather, leather products, and footwear for FY'24 Jul-May (11 months)

- 01 Total sectoral export almost 1425 USDM, 8% down over the SPLY. Export for May'24 was almost 127 USDM.
- 02 Leather, leather products, and leather footwear export almost 962 USDM; 14% down over the SPLY. Export for May'24 was 89 USDM.
- 03 It is alarming that export performance for July-May'24 over the strategic export target is underperforming in all sub-categories except leather.

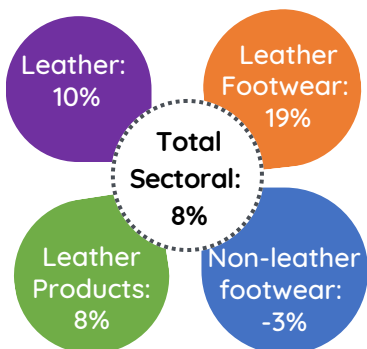
Sectoral export share based on 5 months of 2024

Non-leather footwear and leather footwear are the highest in export share, followed by leather products.



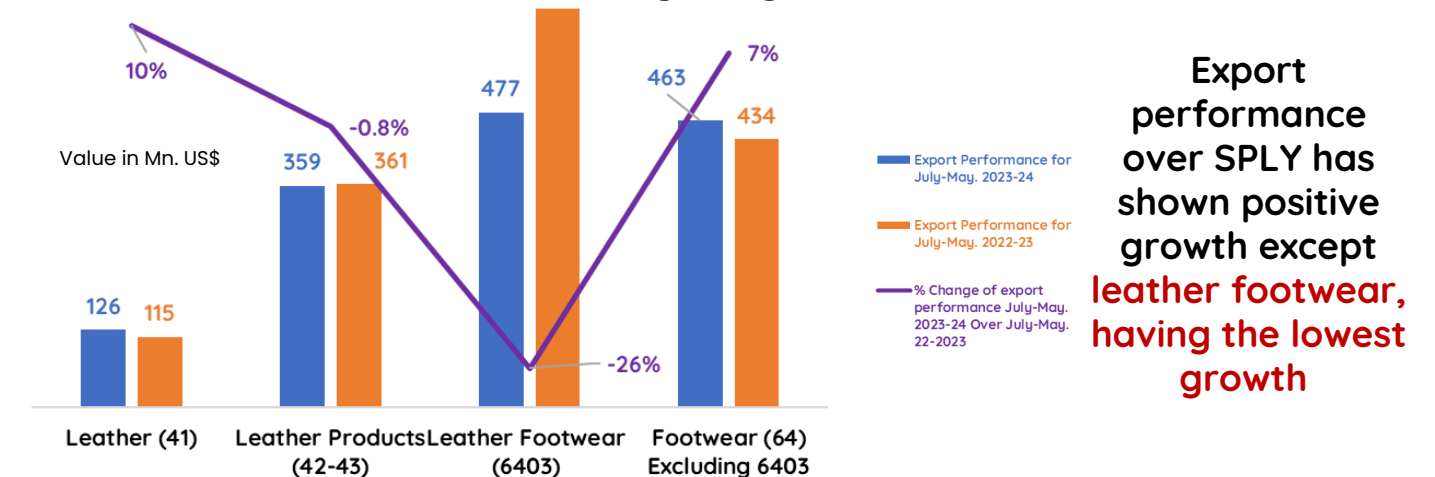
The export trend of May'24 over Apr'24

Decrease in non-leather footwear categories, otherwise positive growth in total export



Sub-category	Apr'24	May'24
Leather (Chapter 41)	11	12
Leather Products (42-43)	28	30
Leather Footwear (6403)	39	47
Non-leather (64) {Excluding 6403}	39	38
Total sectoral export	118	127

Comparison between export performance of July-May'24 over July-May'23



Comparison between strategic target and export performance of July-May'24

