

# Leather, Leathergoods, and Footwear

## Export Performance

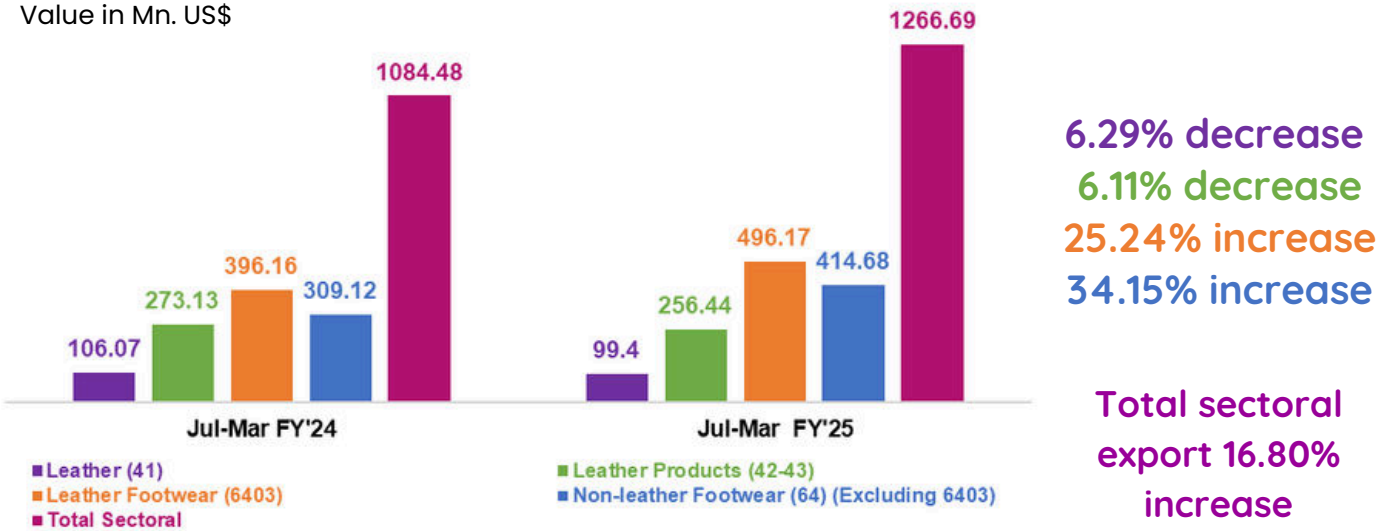
### of (July-March FY'25)



The sector includes: Leather (41), Leather Products (42-43), Leather Footwear (6403), and Non-leather footwear (64 except 6403)

#### Comparison of export performance for FY'25 Jul-Mar (9 months) over SPLY

Value in Mn. US\$



Total sectoral export 16.80% increase

#### Export performance of leather, leather products, and footwear in FY'25 (July-Mar)

01

Total sectoral export was 1266.69 USDM, 16.8% increase over the SPLY.

02

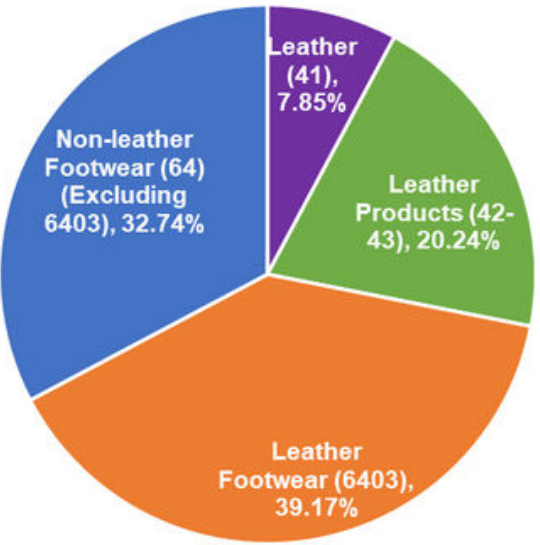
Leather, leather products, and leather footwear export 852 USDM; 9.89% increase over the SPLY.

03

Non-leather footwear export was over 414.68 USDM, 34.15% increase over SPLY.

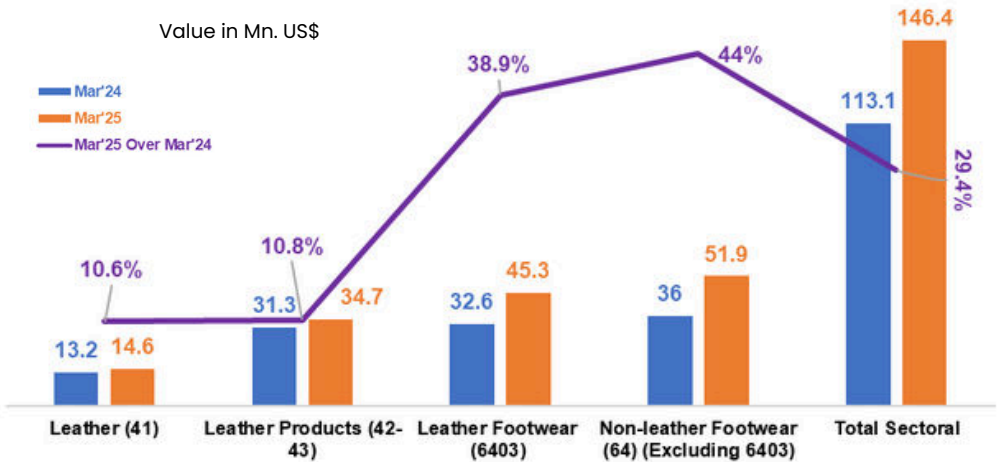
#### Sectoral export share for July-Mar of FY'25

Leather footwear and Non-leather footwear are the highest in export share, followed by leather products.



#### Comparison between export performance of Mar'25 over Mar'24

Value in Mn. US\$



- Total sectoral export was 146.4 USDM, 29.4% increase over SPLY.
- Leather, leather products, and leather footwear export was 94.5 USDM, 22.6% increase over SPLY.
- Non-leather footwear export was 51.85 USDM, 44% increase over SPLY.