

Leather, Leathergoods, and Footwear

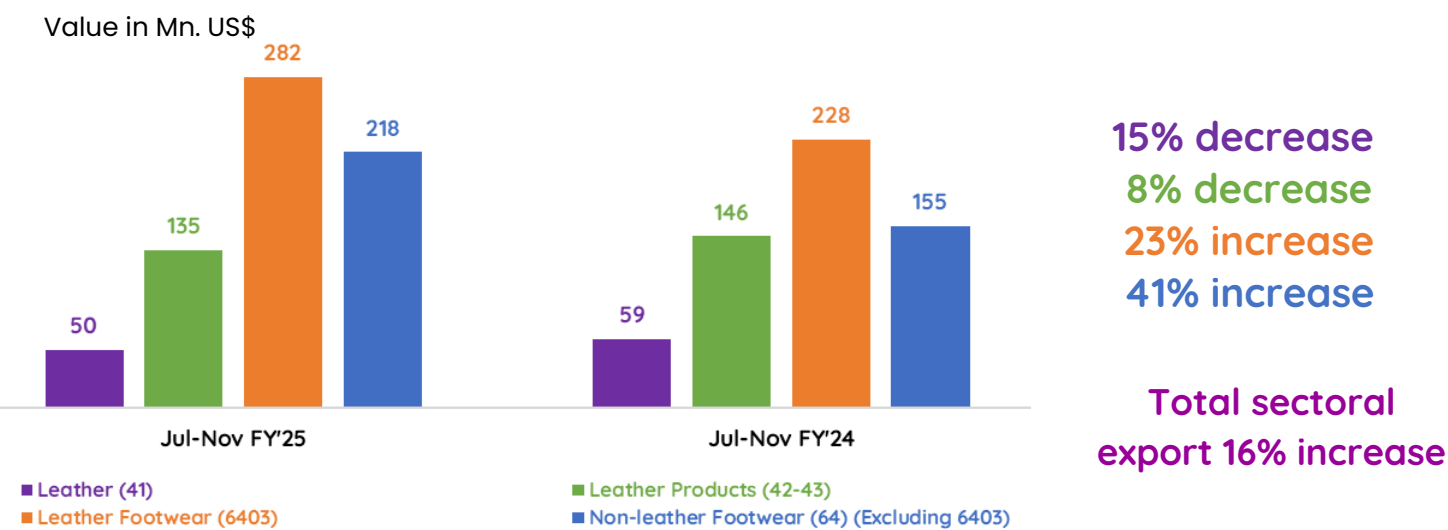
Export Performance

of (July-November FY'25)



The sector includes: Leather (41), Leather Products (42-43), Leather Footwear (6403), and Non-leather footwear (64 except 6403)

Comparison of export performance for FY'25 Jul-Nov (5 months) over SPLY

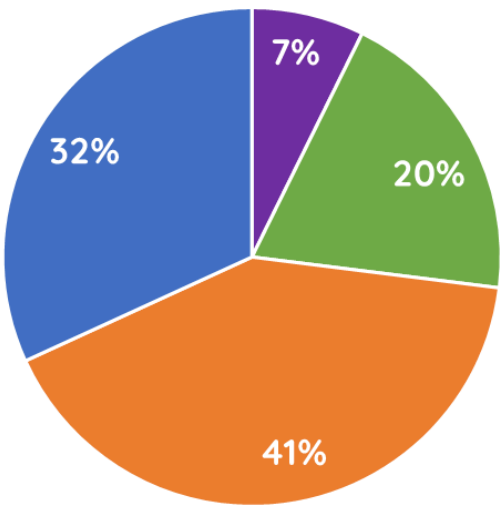


Export performance of leather, leather products, and footwear in FY'25 (July-Nov)

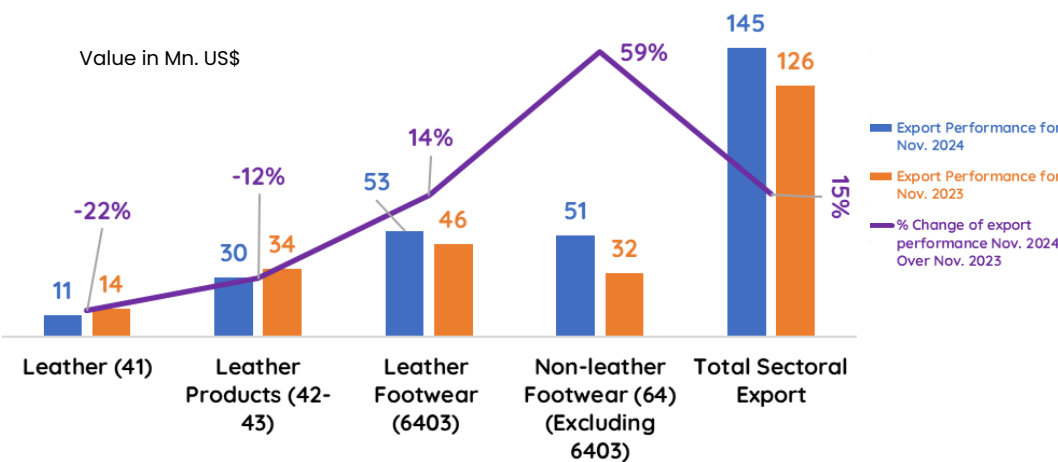
- 01 Total sectoral export was 684 USDM, 16% increase over the SPLY.
- 02 Leather, leather products, and leather footwear export 466 USDM; 7.6% increase over the SPLY.
- 03 Non-leather footwear export was over 218 USDM, almost 41% increase over SPLY.

Sectoral export share for July-Nov of FY'25

Leather footwear and Non-leather footwear are the highest in export share, followed by leather products.



Comparison between export performance of Nov'24 over Nov'23



- Total sectoral export was 145 USDM, 15% growth over SPLY.
- Leather, leather products, and leather footwear export was 94 USDM, 0.35% decrease over SPLY.
- Non-leather footwear export was 51 USDM, 59% increase over SPLY.