

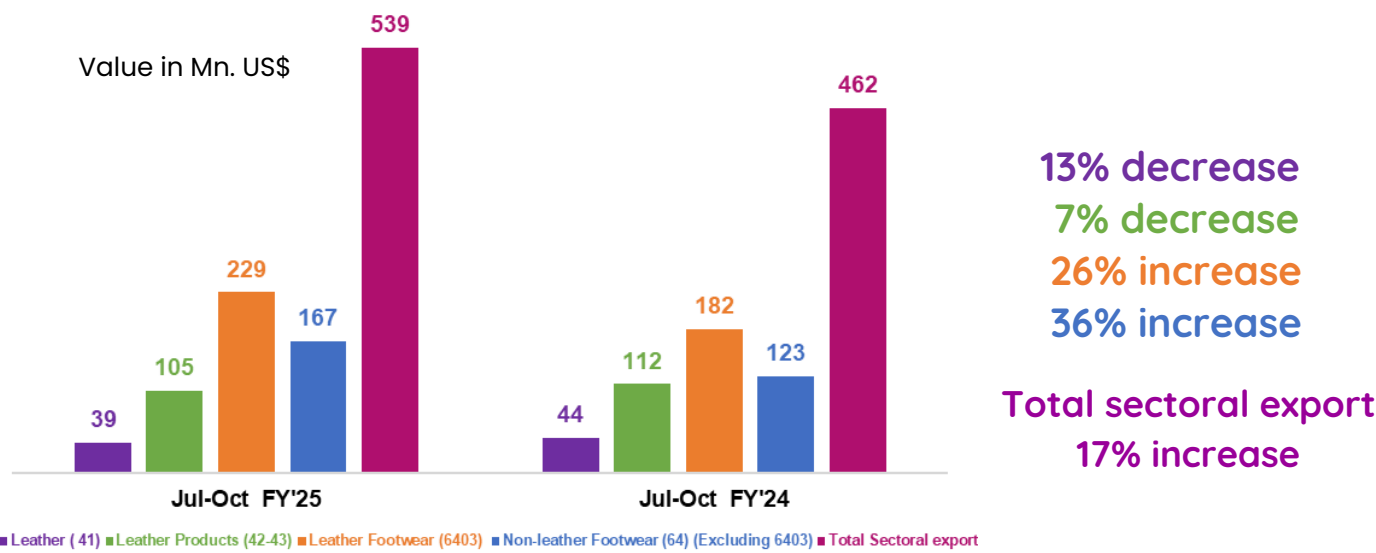
# Leather, Leathergoods, and Footwear

## Export Performance of July-October of FY'25



The report contains export performance of FY'25 (July-October) of: Leather (41), Leather Products (42-43), Leather Footwear (6403), and Non-leather footwear (64 except 6403)

### Comparison of export performance for FY'25 Jul-Oct (4 months) over SPLY



### Export performance of leather, leather products, and footwear in FY'25 (July-Oct)

01

Total sectoral export was 539 USDM, 16% increase over the SPLY.

02

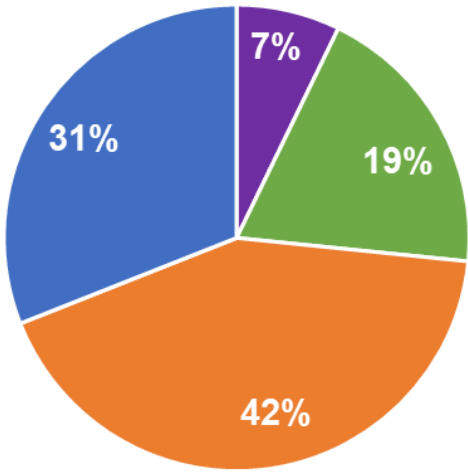
Leather, leather products, and leather footwear export over 283 USDM; 11% increase over the SPLY.

03

Non-leather footwear export was over 120, almost 31% increase over SPLY.

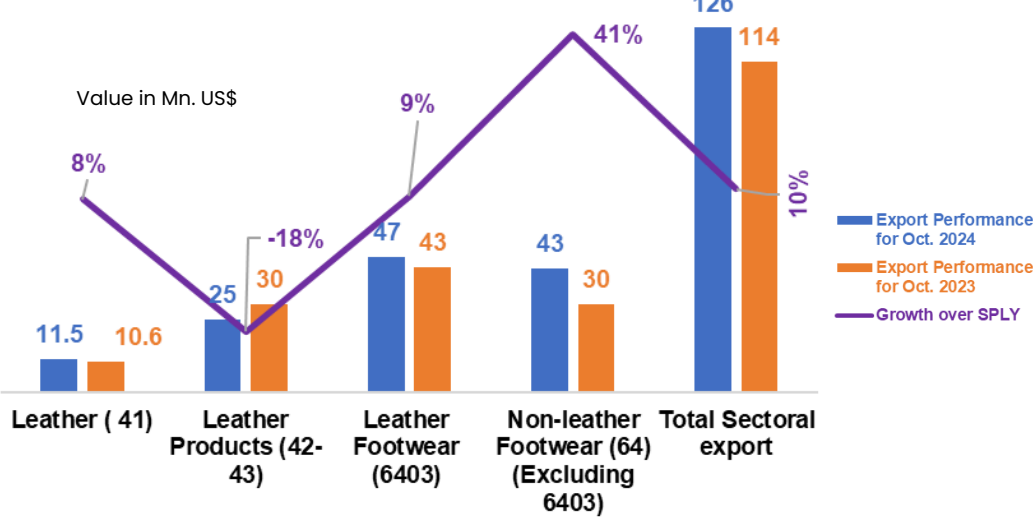
### Sectoral export share for July-Oct of FY'25

Leather footwear and Non-leather footwear are the highest in export share, followed by leather products.



Prepared By: Knowledge and Research Center, LFMEAB

### Comparison between export performance of Oct'24 over Oct'23



- Total sectoral export was 126 USDM, 10% growth over SPLY.
- Leather, leather products, and leather footwear export was 83 USDM, 1% decrease over SPLY.
- Non-leather footwear export was 43 USDM, 41% increase over SPLY.

Source: Prepared by KRC using the data from EPB