

Leather, Leathergoods, and Footwear

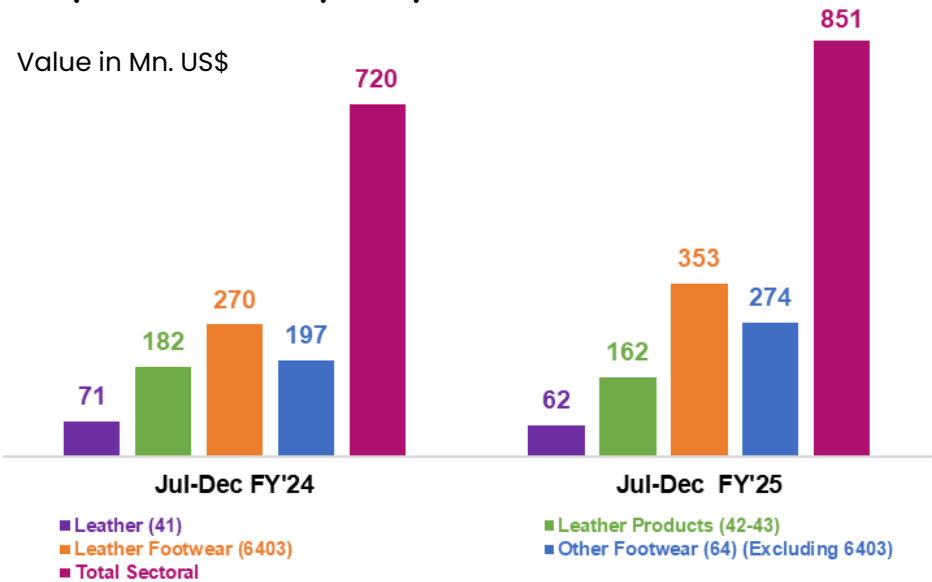
Export Performance of (July-December FY'25)



The sector includes: Leather (41), Leather Products (42-43), Leather Footwear (6403), and Non-leather footwear (64 except 6403)

Comparison of export performance for FY'25 Jul-Dec (6 months) over SPLY

Value in Mn. US\$



12% decrease
11% decrease
31% increase
39% increase

Total sectoral export 18% increase

Export performance of leather, leather products, and footwear in FY'25 (July-Dec)

01

Total sectoral export was 851 USDM, 18% increase over the SPLY.

02

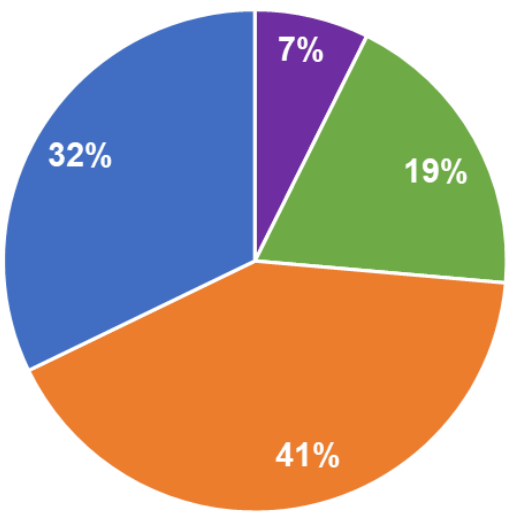
Leather, leather products, and leather footwear export 577 USDM; 10% increase over the SPLY.

03

Non-leather footwear export was over 274 USDM, almost 39% increase over SPLY.

Sectoral export share for July-Dec of FY'25

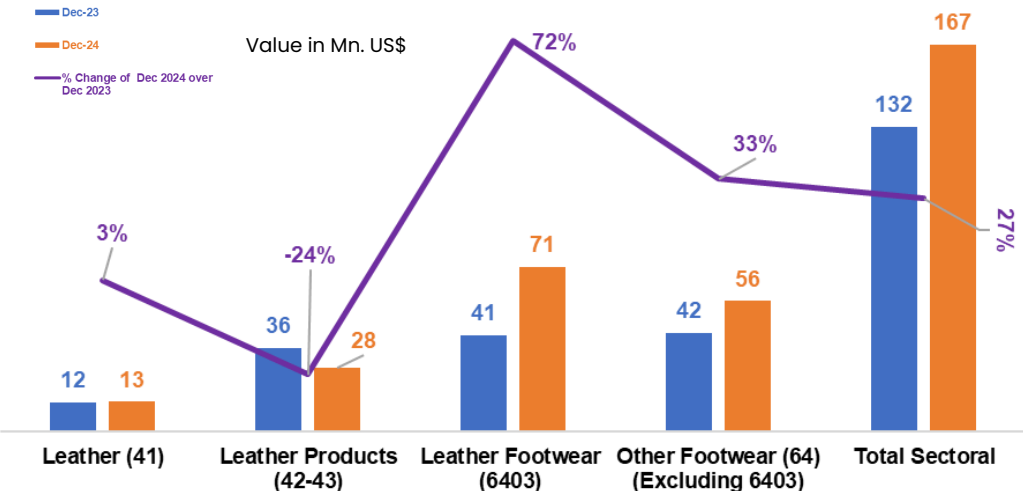
Leather footwear and Non-leather footwear are the highest in export share, followed by leather products.



Comparison between export performance of Dec'24 over Dec'23

Dec-23
Dec-24
% Change of Dec 2024 over Dec 2023

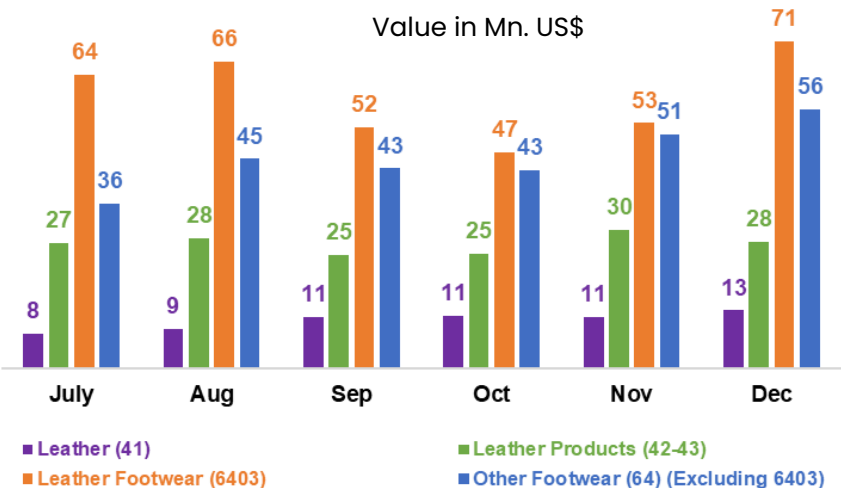
Value in Mn. US\$




- Total sectoral export was 167 USDM, 27% increase over SPLY.
- Leather, leather products, and leather footwear export was 111 USDM, 24% increase over SPLY.
- Non-leather footwear export was 56 USDM, 33% increase over SPLY.

Month-wise export in Jul-Dec FY'25

Value in Mn. US\$



Total Sectoral



Leather footwear and Non-leather footwear were the highest in export value in December, with 71 USDM and 56 USDM respectively.