

Leather, Leathergoods, and Footwear

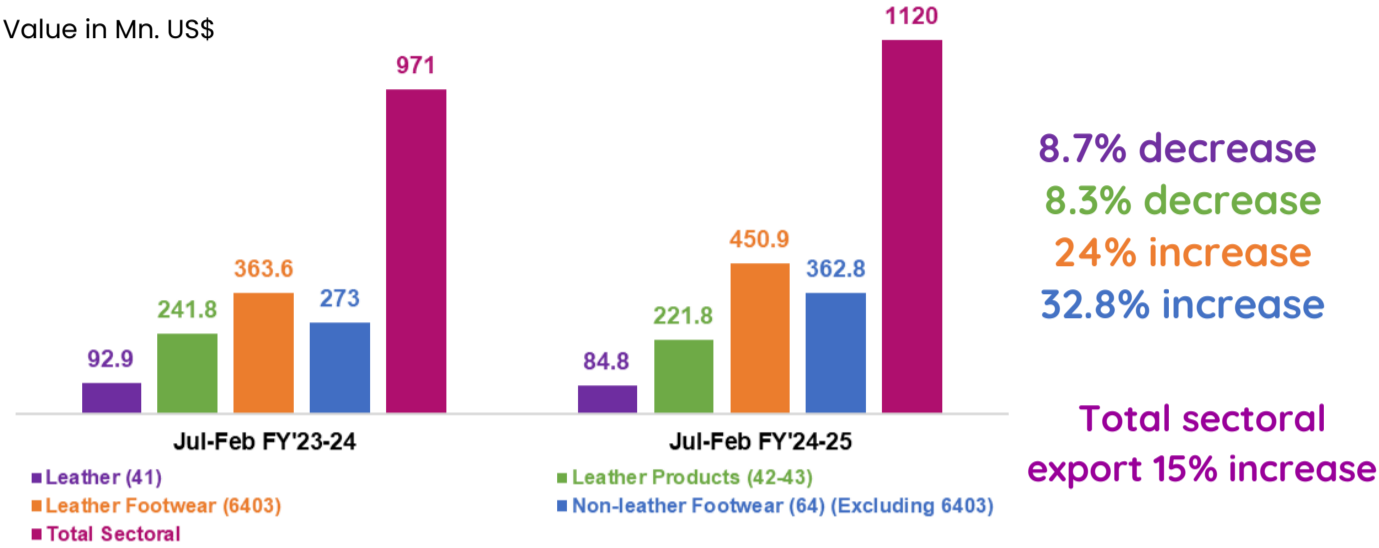
Export Performance

of (July-February FY'25)



The sector includes: Leather (41), Leather Products (42-43), Leather Footwear (6403), and Non-leather footwear (64 except 6403)

Comparison of export performance for FY'25 Jul-Feb (8 months) over SPLY



Export performance of leather, leather products, and footwear in FY'25 (July-Feb)

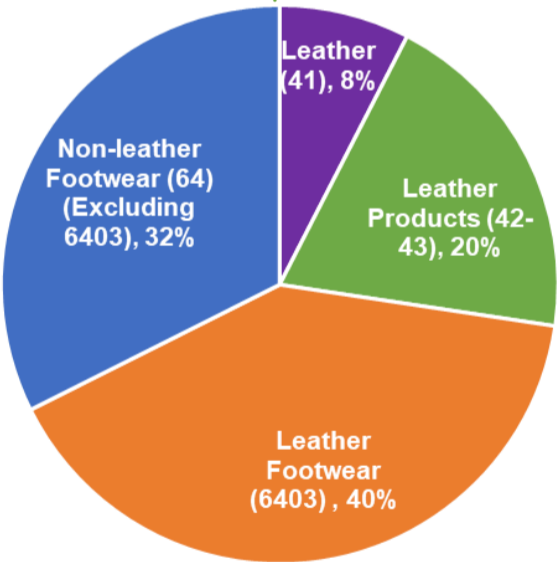
01 Total sectoral export was 1120 USDM, 15% increase over the SPLY.

02 Leather, leather products, and leather footwear export 757.5 USDM; 8.5% increase over the SPLY.

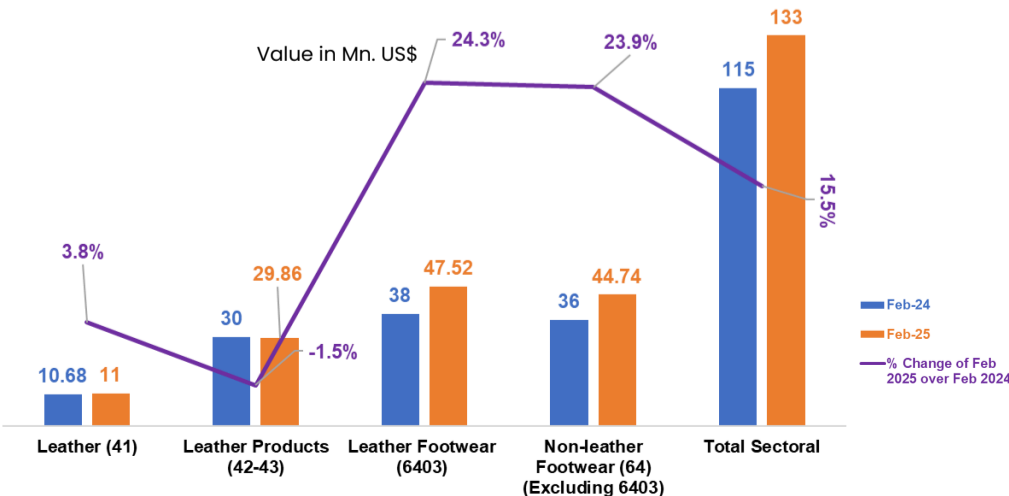
03 Non-leather footwear export was over 362.8 USDM, 32.9% increase over SPLY.

Sectoral export share for July-Feb of FY'25

Leather footwear and Non-leather footwear are the highest in export share, followed by leather products.



Comparison between export performance of Feb'25 over Feb'24



- Total sectoral export was 133 USDM, 15.5% increase over SPLY.
- Leather, leather products, and leather footwear export was 88.47 USDM, 11.6% increase over SPLY.
- Non-leather footwear export was 44.74 USDM, 23.90% increase over SPLY.