

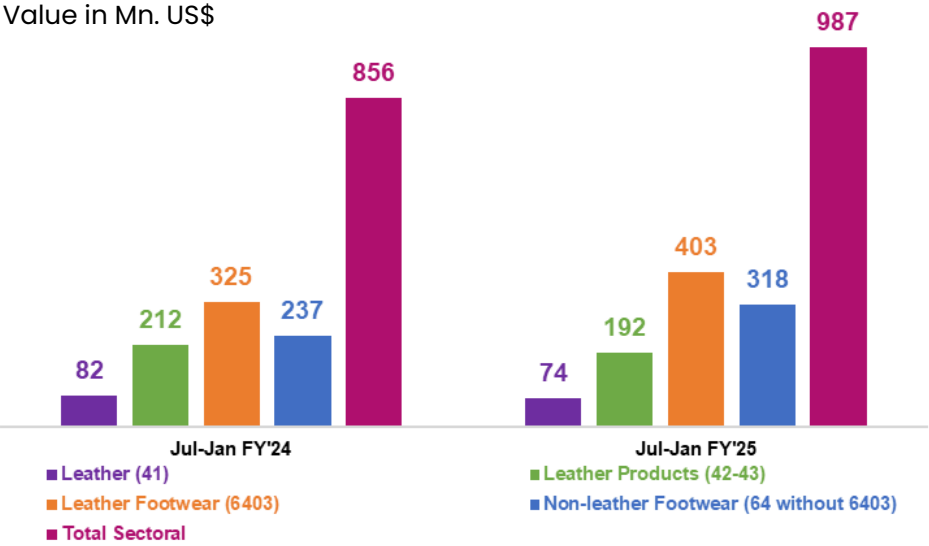
Leather, Leathergoods, and Footwear Export Performance of (July-January FY'25)



The sector includes: Leather (41), Leather Products (42-43), Leather Footwear (6403), and Non-leather footwear (64 except 6403)

Comparison of export performance for FY'25 Jul-Jan (7 months) over SPLY

Value in Mn. US\$



10% decrease

9% decrease

24% increase

34% increase

Total sectoral
export 15% increase

Export performance of leather, leather products, and footwear in FY'25 (July-Jan)

01

Total sectoral export was 987 USDM, 15% increase over the SPLY.

02

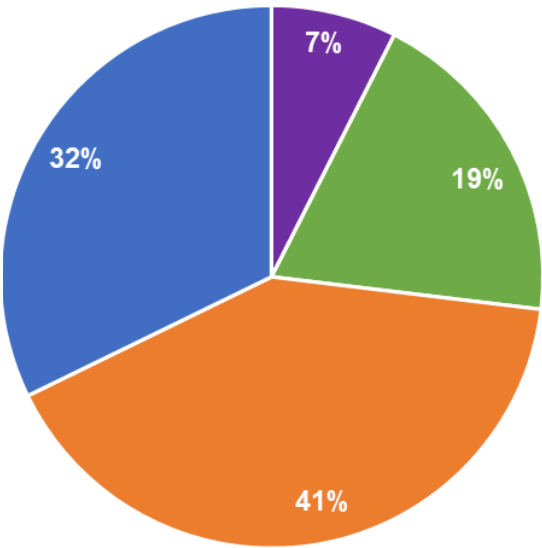
Leather, leather products, and leather footwear export 669 USDM; 8% increase over the SPLY.

03

Non-leather footwear export was over 318 USDM, 34% increase over SPLY.

Sectoral export share for July-Jan of FY'25

Leather footwear and Non-leather footwear are the highest in export share, followed by leather products.



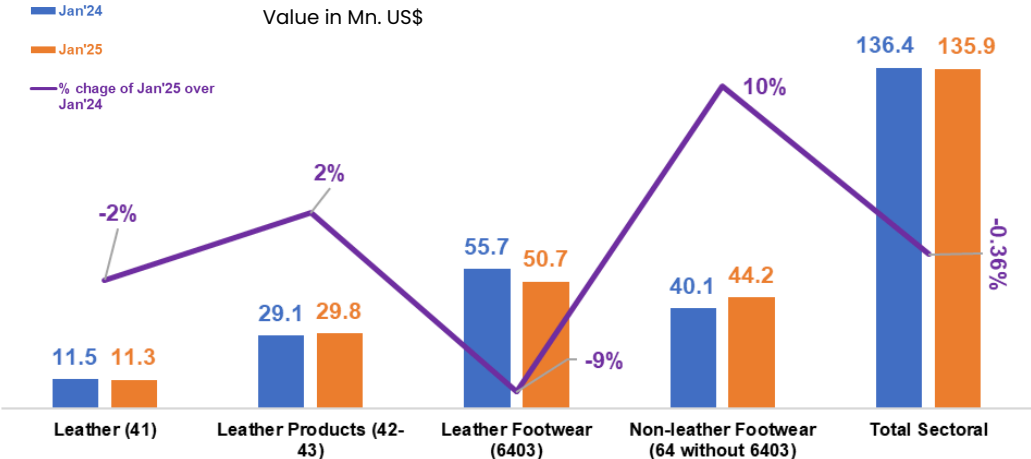
Comparison between export performance of Jan'25 over Jan'24

Jan'24

Jan'25

% change of Jan'25 over Jan'24

Value in Mn. US\$



- Total sectoral export was 135.9 USDM, 0.36% decrease over SPLY.
- Leather, leather products, and leather footwear export was 91.7 USDM, 4.8% decrease over SPLY.
- Non-leather footwear export was 44.2 USDM, 10% increase over SPLY.