

Leather, Leathergoods, and Footwear

Export Performance

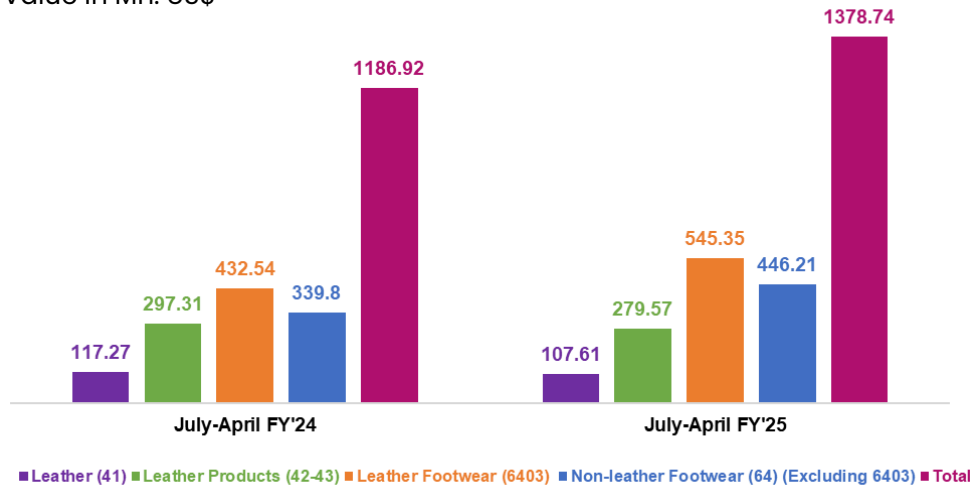
of (July-April FY'25)



The sector includes: Leather (41), Leather Products (42-43), Leather Footwear (6403), and Non-leather footwear (64 except 6403)

Comparison of export performance for FY'25 Jul-Apr (10 months) over SPLY

Value in Mn. US\$



8.24% decrease
5.97% decrease
26% increase
31.32% increase

Total sectoral
export 16.16%
increase

Export performance of leather, leather products, and footwear in FY'25 (July-Apr)

01

Total sectoral export was 1378.74 USDM, 16.16% increase over the SPLY.

02

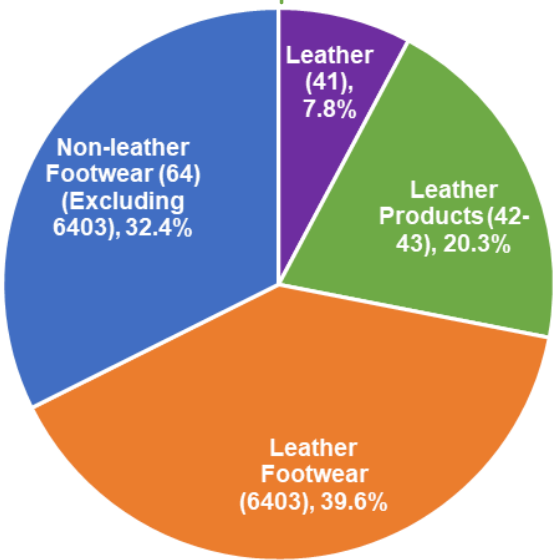
Leather, leather products, and leather footwear export 932.53 USDM; 10% increase over the SPLY.

03

Non-leather footwear export was over 446.21 USDM, 32.4% increase over SPLY.

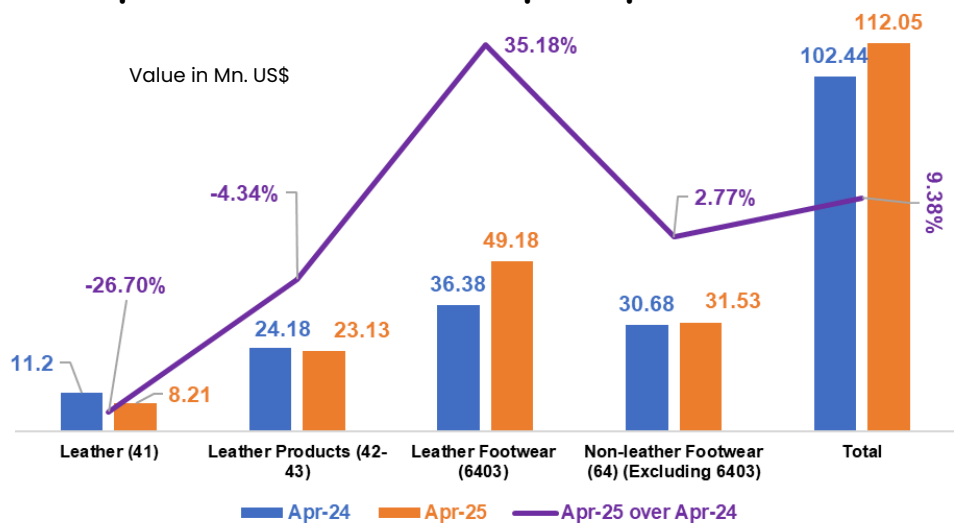
Sectoral export share for July-Apr of FY'25

Leather footwear and Non-leather footwear are the highest in export share, followed by leather products.



Comparison between export performance of Apr'25 over Apr'24

Value in Mn. US\$



- Total sectoral export was 112 USDM, 9.38% increase over SPLY.
- Leather, leather products, and leather footwear export was 80.52 USDM, 12.19% increase over SPLY.
- Non-leather footwear export was 31.53 USDM, 2.77% increase over SPLY.