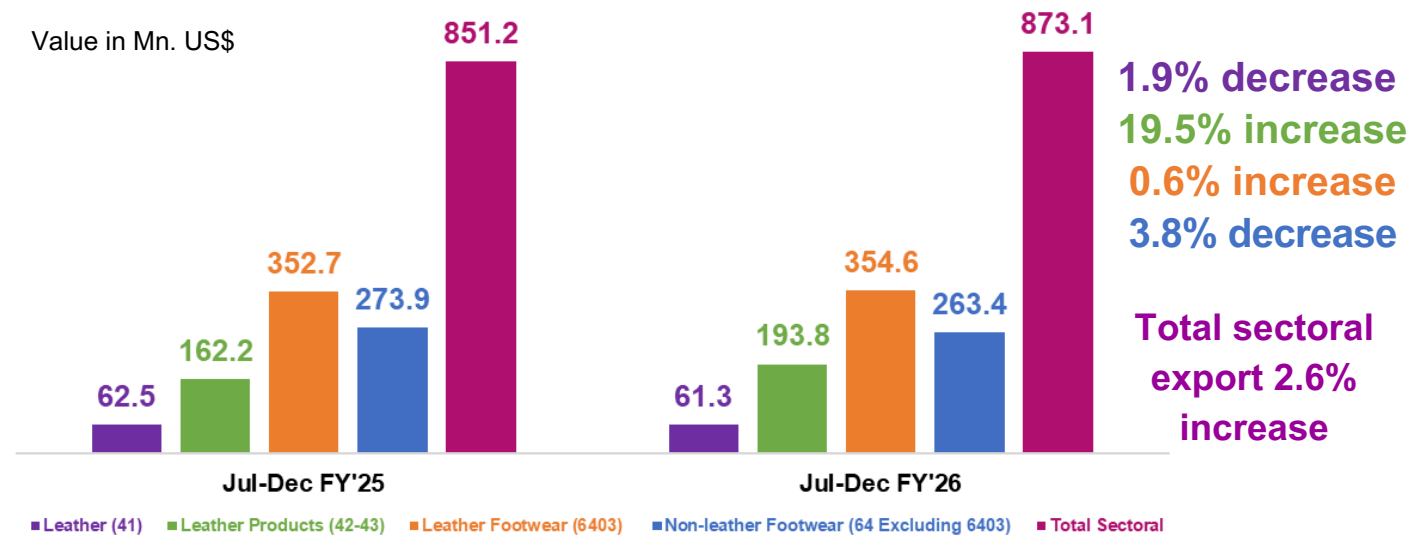


Leather, Leathergoods, and Footwear Export Performance of Jul-Dec FY'26

The sector includes: Leather (41), Leather Products (42-43), Leather Footwear (6403), and Non-leather footwear (64 except 6403)

Comparison of export performance for Jul-Dec (6 months) FY'26 over FY'25

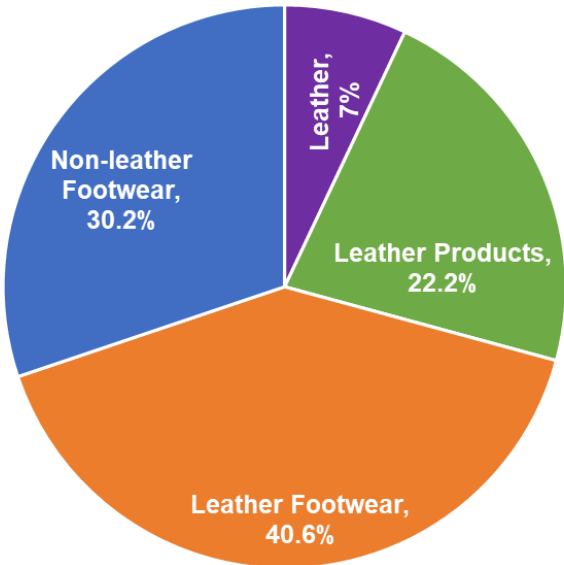


Export performance of leather, leather products, and footwear in July-Dec FY'26

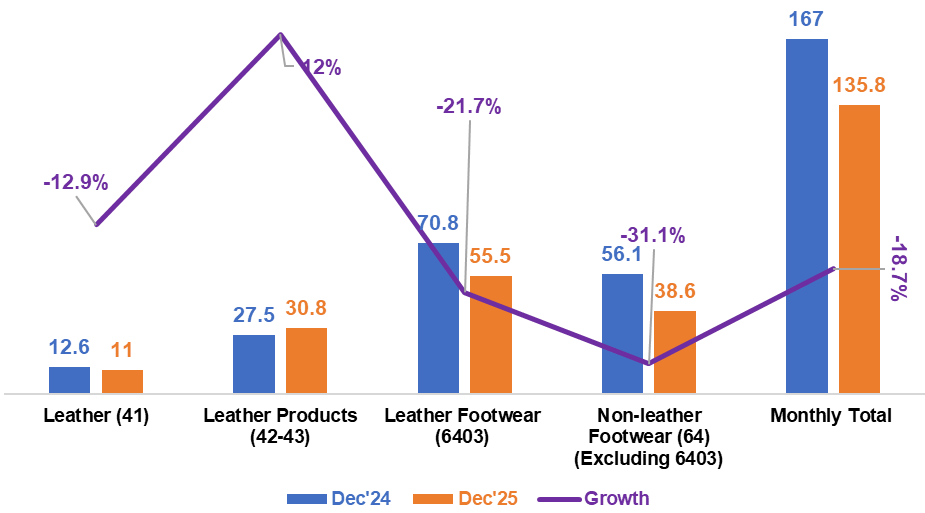
- 01 Total sectoral export was 873.1 USDM, 2.6% increase over the SPLY.
- 02 Leather, leather products, and leather footwear export 609.7 USDM; 5.6% increase over the SPLY.
- 03 Non-leather footwear export was 263.4 USDM, 3.8% decrease over SPLY.

Sectoral export share for July-Dec FY'26

Leather footwear and Non-leather footwear are the highest in export share, followed by leather products.

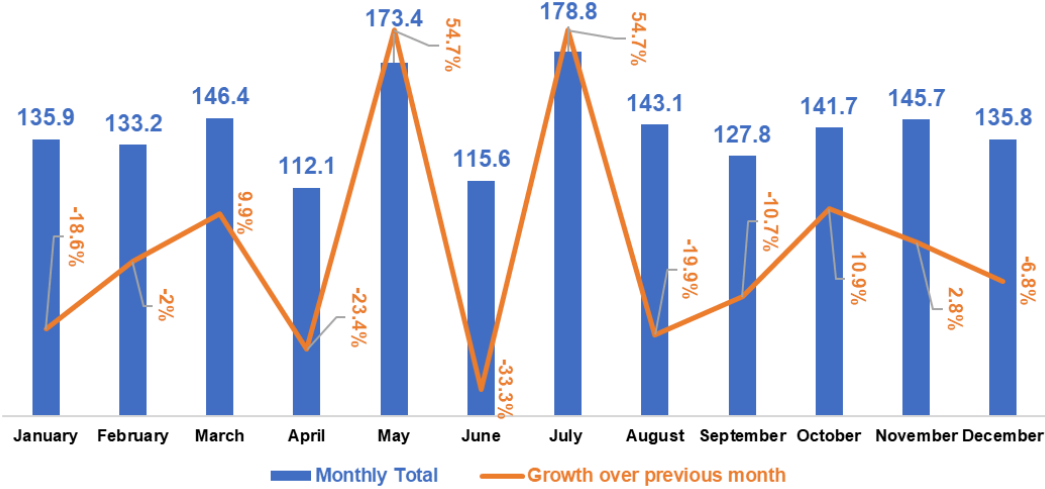


Comparison between export performance of Dec'25 over Dec'24



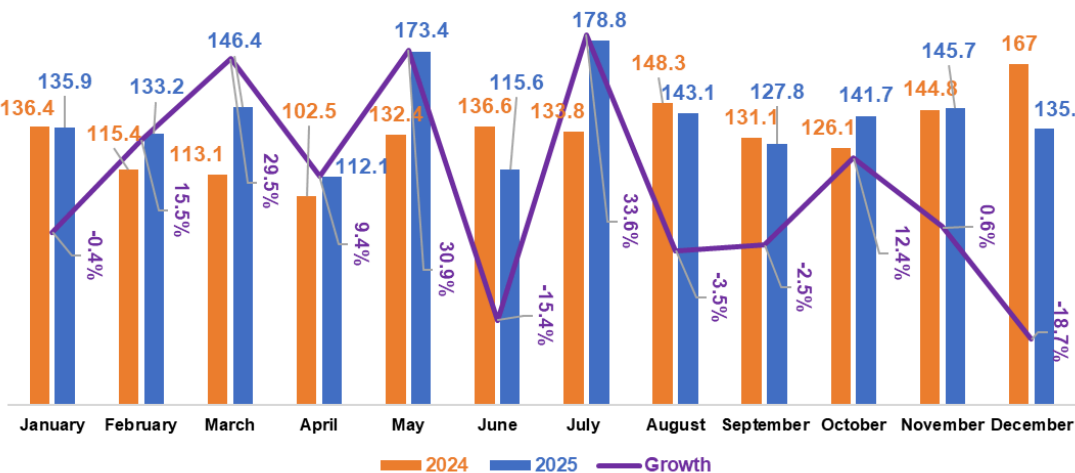
- Total sectoral export was 135.8 USDM, 18.7% decrease over SPLY.
- Leather, leather products, and leather footwear export was 97.2 USDM, 12.4% decrease over SPLY.
- Non-leather footwear export was 38.6 USDM, 31.1% decrease over SPLY.

Export in January-December 2025



- Total sectoral export was 1689.5 USDM.
- May and July recorded the highest export growth over previous month.

Comparison between export performance of CY'25 over CY'24



- Total sectoral export increased 6.4% over SPLY.
- June and December recorded the lowest export growth over SPLY..